

iShares STOXX Europe Small 200 UCITS ETF (DE) EXSE

Morningstar® Category
Europe Mid-Cap Equity

Morningstar Rating™
★★★

Morningstar ESG Risk Rating™


 Low Carbon

EU SFDR Fund Type
-

Investment Objective

iShares STOXX Europe Small 200 UCITS ETF (DE) (the "Fund") is a passively managed exchange traded fund (ETF) that aims to track the performance of the STOXX® Europe Small 200 (Price Index) as closely as possible. In this regard, it aims to replicate the benchmark (Index). The Index measures the performance of the 200 by free float market capitalisation smallest stocks from the STOXX® Europe 600...

KID SRI

◀ Lower Risk Higher Risk ▶

1 2 3 4 5 6 7

◀ Potentially Lower Returns Potentially Higher Returns ▶

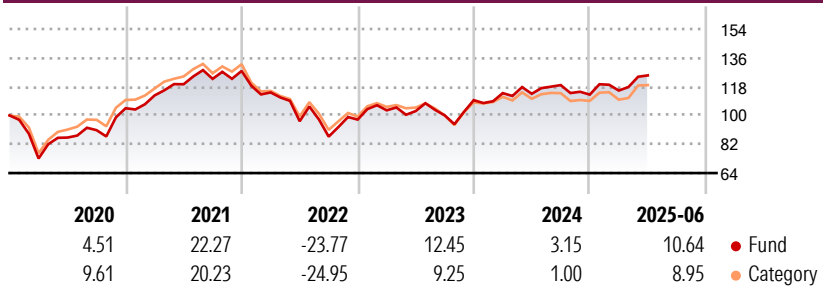
Source: Morningstar

Risk Measures

3Y Alpha	-3.15	3Y Sharpe Ratio	0.44
3Y Beta	1.04	3Y Std Dev	16.50
3Y R-Squared	97.10	3Y Risk	abv avg
3Y Info Ratio	-1.08	5Y Risk	abv avg
3Y Tracking Error	2.90	10Y Risk	Avg

Calculations use Morningstar Developed Europe Small-Mid Cap Target Market Exposure NR EUR (where applicable)

Performance



Trailing Returns %


	Fund	Cat
3 Months	16.09	13.26
6 Months	8.92	6.84
1 Year	7.65	3.99
3 Years Annualised	9.13	5.57
5 Years Annualised	7.24	4.86
10 Years Annualised	5.20	3.73

Data Through 04/07/2025

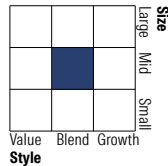
Quarterly Returns %

	Q1	Q2	Q3	Q4
2025	2.26	8.19	-	-
2024	4.02	-0.37	4.79	-5.02
2023	5.92	-0.44	-2.61	9.48
2022	-10.49	-15.73	-9.98	12.28
2021	7.64	6.23	2.81	4.01

Portfolio 03/07/2025



Equity Style Box™

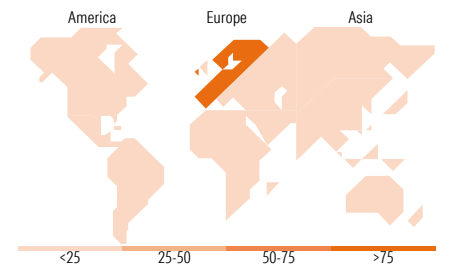


Mkt Cap %

Giant	0.34
Large	2.86
Medium	93.82
Small	2.98
Micro	0.00

Average Mkt Cap (Mil)















Ave Mkt Cap EUR	4,819.77
-----------------	----------



Top Holdings

Holding Name	Sector	%
Stoxx Europe Small 200...	—	1.65
Elia Group SA/NV		0.79
Telecom Italia SpA		0.76
Technip Energies NV Ordinary...		0.76
Ringkjøbing Landbobank AS...		0.76
Ackermans & Van Haaren NV		0.76
Galenica Ltd		0.75
Spectris PLC		0.74
Sectra AB Class B		0.73
Lottomatica Group SpA		0.73
Assets in Top 10 Holdings %		8.44
Total Number of Equity Holdings		199
Total Number of Bond Holdings		0

Stock Sector Weightings %

 Cyclical	43.20
 Basic Materials	6.87
 Consumer Cyclical	10.47
 Financial Services	18.63
 Real Estate	7.23
<hr/>	
 Sensitive	36.90
 Communication Services	4.29
 Energy	3.93
 Industrials	23.36
 Technology	5.32
<hr/>	
 Defensive	19.90
 Consumer Defensive	6.61
 Healthcare	8.11
 Utilities	5.17

World Regions %

Americas	1.45
United States	0.94
Canada	0.00
Latin America	0.51
Greater Europe	98.55
United Kingdom	19.17
Eurozone	48.92
Europe - ex Euro	28.34
Europe - Emerging	1.66
Africa	0.00
Middle East	0.46
Greater Asia	0.00
Japan	0.00
Australasia	0.00
Asia - Developed	0.00
Asia - Emerging	0.00

Operations

Fund Company	BlackRock Asset Management	Inception Date	04/04/2005	Transaction costs	0.08
	Deutschland AG - ETF	Domicile	Germany	Ongoing Costs	0.22
Phone	+49 89 427295858	Currency	EUR	Performance Fees	0.00
Website	www.iShares.de	UCITS	Yes		
Manager Name	Not Disclosed	NAV (04/07/2025)	EUR 34.67		
		Fund Size (mil)	543.31 EUR		