

iShares VII PLC - iShares MSCI EMU Small Cap ETF EUR Acc CSEMUS

Morningstar® Category
Eurozone Small-Cap Equity

Morningstar Rating™
★★★★

Morningstar ESG Risk Rating™

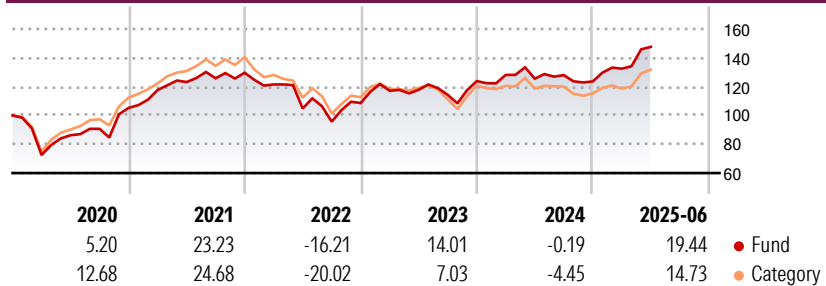


EU SFDR Fund Type
-

Investment Objective

The Share Class is a share class of a Fund which aims to achieve a return on your investment which reflects the return of the MSCI EMU Small Cap Index, the Fund's benchmark index (Index). The Share Class, via the Fund is passively managed and aims to invest so far as possible and practicable in the equity securities (e.g. shares) that make up the Index. The Index offers exposure to equity...

Performance



KID SRI

Lower Risk Higher Risk

1 2 3 4 5 6 7

Potentially Lower Returns Potentially Higher Returns

Source: Morningstar

Risk Measures

3Y Alpha	1.16	3Y Sharpe Ratio	0.63
3Y Beta	0.98	3Y Std Dev	15.18
3Y R-Squared	95.60	3Y Risk	Avg
3Y Info Ratio	0.34	5Y Risk	Avg
3Y Tracking Error	3.25	10Y Risk	Avg

Calculations use Morningstar Developed Eurozone Small Cap Target Market Exposure NR EUR (where applicable)

Trailing Returns %


	Fund	Cat
3 Months	21.27	12.81
6 Months	18.39	7.77
1 Year	14.67	6.89
3 Years Annualised	11.65	8.13
5 Years Annualised	10.88	9.25
10 Years Annualised	7.56	7.60

Data Through 04/07/2025

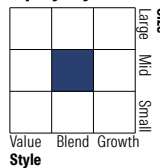
Quarterly Returns %

	Q1	Q2	Q3	Q4
2025	7.16	11.45	-	-
2024	3.47	-2.04	1.95	-3.41
2023	7.81	0.61	-2.98	8.33
2022	-6.28	-13.72	-8.73	13.53
2021	11.87	4.66	2.12	3.07

Portfolio 03/07/2025



Equity Style Box™

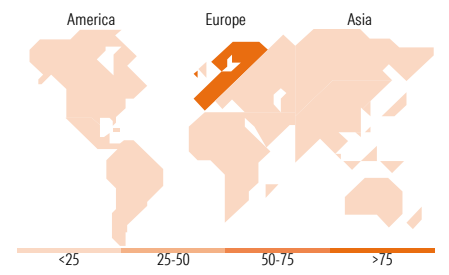


Mkt Cap %

	Fund
Giant	0.00
Large	0.00
Medium	72.16
Small	26.42
Micro	1.41

Average Mkt Cap (Mil)

	Fund
Ave Mkt Cap EUR	3,126.12



Top Holdings

Holding Name	Sector	%
Bawag Group AG Ordinary Shares		1.66
SPIE SA		1.30
Hensoldt AG Ordinary Shares		1.16
Banca Monte dei Paschi di...		1.12
Gaztransport et technigaz SA		1.12
Lottomatica Group SpA		1.11
Banco Comercial Portugues SA...		1.07
Ackermans & Van Haaren NV		0.97
RENK Group AG		0.94
Technip Energies NV Ordinary...		0.93
Assets in Top 10 Holdings %		11.39
Total Number of Equity Holdings		373
Total Number of Bond Holdings		0

Stock Sector Weightings %

	Fund
Cyclical	43.55
Basic Materials	8.85
Consumer Cyclical	14.09
Financial Services	13.07
Real Estate	7.54
Sensitive	44.80
Communication Services	4.29
Energy	4.67
Industrials	27.17
Technology	8.67
Defensive	11.65
Consumer Defensive	2.26
Healthcare	5.02
Utilities	4.37

World Regions %

	Fund
Americas	0.75
United States	0.41
Canada	0.00
Latin America	0.35
Greater Europe	99.17
United Kingdom	0.81
Eurozone	98.22
Europe - ex Euro	0.14
Europe - Emerging	0.00
Africa	0.00
Middle East	0.00
Greater Asia	0.08
Japan	0.00
Australasia	0.00
Asia - Developed	0.00
Asia - Emerging	0.08

Operations

Fund Company	BlackRock Asset Management Ireland - ETF	Inception Date	01/07/2009	Transaction costs	0.03
Phone	-	Domicile	Ireland	Ongoing Costs	0.58
Website	www.blackrock.com	Currency	EUR	Performance Fees	0.00
Manager Name	Not Disclosed	UCITS	Yes		
		NAV (04/07/2025)	EUR 319.09		
		Fund Size (mil)	909.51 EUR		