

iShares STOXX Europe Mid 200 UCITS ETF (DE) EXSD

Morningstar® Category
Europe Flex-Cap Equity

Morningstar Rating™
★★★★

Morningstar ESG Risk Rating™




EU SFDR Fund Type
-

Investment Objective

iShares STOXX Europe Mid 200 UCITS ETF (DE) (the "Fund") is a passively managed exchange traded fund (ETF) that aims to track the performance of the STOXX® Europe Mid 200 (Price Index) as closely as possible. In this regard, it aims to replicate the benchmark (Index). The Index measures the performance of the 200 by free float market capitalisation middle stocks from the STOXX® Europe 600 index,...

KID SRI

◀ Lower Risk Higher Risk ▶

1 2 3 4 5 6 7

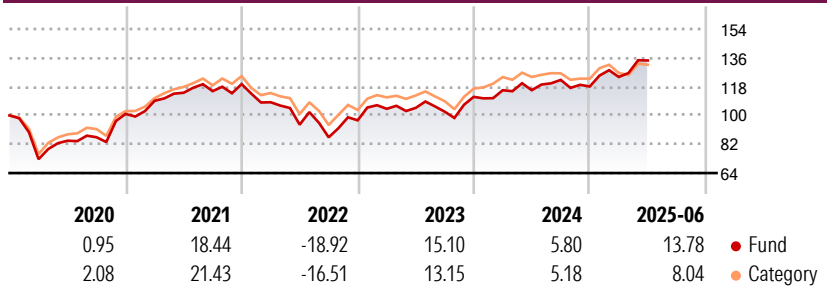
◀ Potentially Lower Returns Potentially Higher Returns ▶

Source: Morningstar

Risk Measures

3Y Alpha	-1.35	3Y Sharpe Ratio	0.66
3Y Beta	1.13	3Y Std Dev	15.33
3Y R-Squared	89.74	3Y Risk	abv avg
3Y Info Ratio	-0.08	5Y Risk	Avg
3Y Tracking Error	5.13	10Y Risk	Avg
Calculations use Morningstar Developed Europe Target Market Exposure NR EUR (where applicable)			

Performance



Trailing Returns %


	Fund	Cat
3 Months	15.12	10.17
6 Months	12.38	6.26
1 Year	13.36	4.79
3 Years Annualised	12.18	8.60
5 Years Annualised	9.21	7.65
10 Years Annualised	6.11	4.21

Data Through 04/07/2025

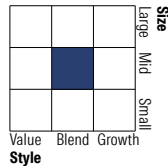
Quarterly Returns %

	Q1	Q2	Q3	Q4
2025	5.04	8.32	-	-
2024	3.73	0.01	5.55	-3.38
2023	7.41	0.54	-2.24	9.02
2022	-9.47	-12.95	-8.38	12.30
2021	8.12	4.60	0.86	3.83

Portfolio 03/07/2025



Equity Style Box™

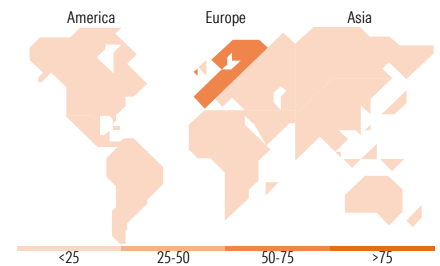


Mkt Cap %











	Fund
Giant	0.00
Large	28.40
Medium	70.13
Small	1.47
Micro	0.00

Average Mkt Cap (Mil)















	Fund
Ave Mkt Cap EUR	10,521.8



Top Holdings

Holding Name	Sector	%
Galderma Group AG Registered...		1.08
Saab AB Class B		1.01
BT Group PLC		1.00
Banco BPM SpA		0.99
NN Group NV		0.98
ABN AMRO Bank NV NLDR		0.97
Kongsberg Gruppen ASA		0.94
Schindler Holding AG Non...		0.88
Terna SpA		0.84
Bank of Ireland Group PLC		0.82
Assets in Top 10 Holdings %		9.53
Total Number of Equity Holdings		203
Total Number of Bond Holdings		0

Stock Sector Weightings %

	Fund
 Cyclical	43.43
 Basic Materials	6.78
 Consumer Cyclical	11.38
 Financial Services	20.33
 Real Estate	4.94
 Sensitive	37.94
 Communication Services	6.26
 Energy	3.83
 Industrials	25.75
 Technology	2.10
 Defensive	18.63
 Consumer Defensive	5.85
 Healthcare	6.27
 Utilities	6.52

World Regions %

	Fund
Americas	2.25
United States	2.25
Canada	0.00
Latin America	0.00
Greater Europe	97.75
United Kingdom	22.74
Eurozone	45.40
Europe - ex Euro	25.93
Europe - Emerging	3.68
Africa	0.00
Middle East	0.00
Greater Asia	0.00
Japan	0.00
Australasia	0.00
Asia - Developed	0.00
Asia - Emerging	0.00

Operations

Fund Company	BlackRock Asset Management	Inception Date	04/04/2005	Transaction costs	0.12
	Deutschland AG - ETF	Domicile	Germany	Ongoing Costs	0.20
Phone	+49 89 427295858	Currency	EUR	Performance Fees	0.00
Website	www.iShares.de	UCITS	Yes		
Manager Name	Not Disclosed	NAV (04/07/2025)	EUR 57.70		
		Fund Size (mil)	472.00 EUR		